

Dear Family,

Thank you for all of the help you do for your child's success!! Here is our homework for the week.

Math Homework:

- Spooky Counting: Students will count how many of each picture and write the number.
- Missing Numbers: Students will determine the missing number in the group and write the number.
- Mummy Counting: Students will count the dots and match it to the number on the mummy. (This is a cut and glue activity).

Reading & Writing Homework:

- CVC Words: Students determine which CVC word matches the picture.
- Letters Sort: Students will sort uppercase and lowercase letters. (This is a cut and glue activity)
- Sentence Unscramble: Students will read a short sentence, trace the sentence, write the sentence, and unscramble the words to make the sentence. Then draw a picture to go with the sentence. (This is a cut and glue activity)

All of these activities are included with detailed directions on how to do each activity. Please return the completed homework on **Friday**. Thank you again!

Student Signature: _____

Parent or Guardian Signature: _____

Name: _____

Missing Numbers!

Determine which number is missing in the box.
Write the missing number on the line.

1 2 3 4 5 6 7 8 9 10

1, 2, 3, ____, 5

1, 2, 3, 4, ____

1, ____, 3, 4, 5

1, 2, ____, 4, 5

6, 7, ____, 9, 10

____, 7, 8, 9, 10

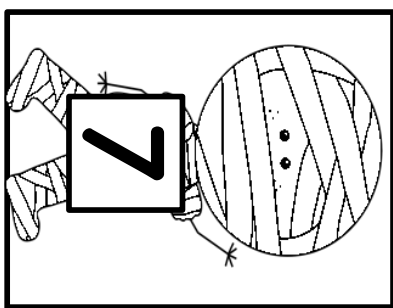
6, ____, 8, 9, 10

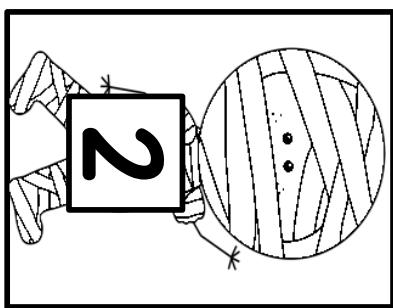
6, 7, 8, ____, 10

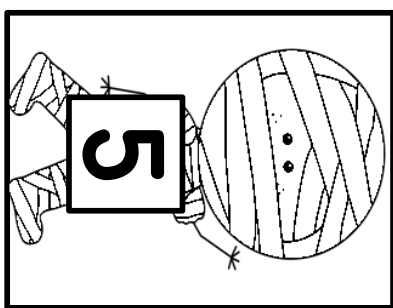
Mummy Counting!

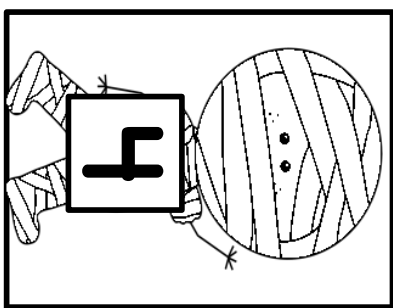
Name: _____

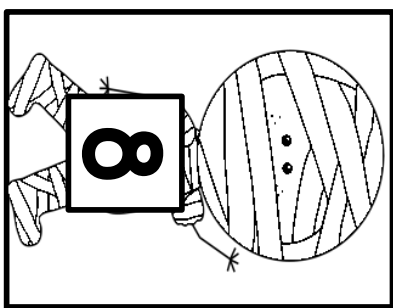
Cut the dots on the attached page. Count the dots and glue them next to the matching number.

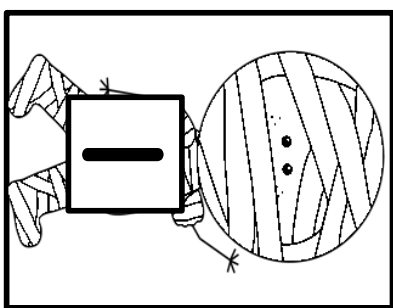
 7	
---	--

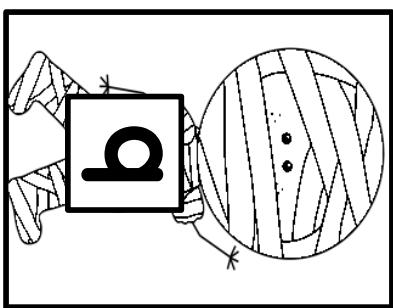
 2	
--	--

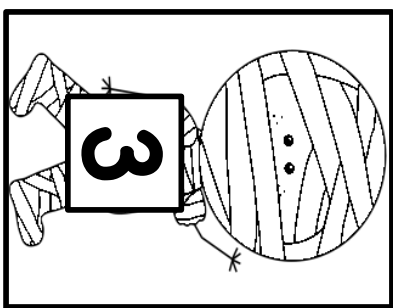
 5	
---	--

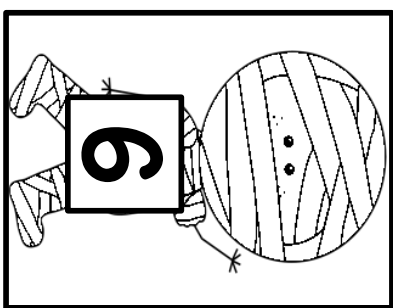
 4	
--	--











 8	
---	--

 1	
--	--

 9	
--	--

 3	
---	--

 6	
--	--

Cut the dots and glue them next to the matching mummy number.

Name: _____


CVC Words

Say the picture name. Then read the words below the picture.
Color the word that matches the picture.




cat

pig



top

bus



ax

bat




dog

map



hat

mom



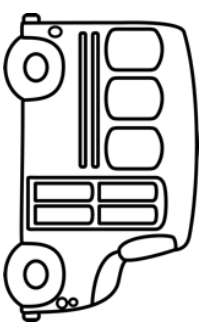
fox

cup

Name: _____

Read the sentence.

The bus can see me.




Trace the sentence.

The bus can see me.

Write the sentence.

Draw a picture about the sentence.



Make the Sentence. Cut out the words at the bottom of this page and glue them in the correct order to make the sentence.

--	--	--	--	--

can The me. bus see

Estimada Familia,

Gracias por toda la ayuda que usted hace para el éxito de su hijo! Esta es nuestra tarea para la semana.

Tarea de matemáticas:

- Contar Spooky: Los estudiantes contar cuántos de cada dibujo y escribir el número.
- Números que faltan: Los estudiantes determinarán el número que falta en el grupo y escriba el número.
- Momia de conteo: Los estudiantes contarán los puntos y hacerlo coincidir con el número que aparece en la momia. (Esta es una actividad de corte y pegamento)

Lectura y Escritura de Tarea:

- palabras CVC: Los estudiantes determinan qué CVC palabra coincide con la imagen.
- Orden de letras: Estudiantes clasificará letras mayúsculas y minúsculas. (Esta es una actividad de corte y pegamento)
- Descifra la frase: Los estudiantes leerán una frase corta, traza la sentencia, escribir la frase, y descifrar las palabras para que la frase. A continuación, dibuje una foto para ir con la sentencia. (Esta es una actividad de corte y pegamento)

Todas estas actividades se incluyen con instrucciones detalladas sobre cómo realizar cada actividad. Por favor devuelva la tarea terminada el **viernes**. Gracias de nuevo!

Firma del Estudiante: _____

Firma del Padre o Tutor: _____